


RIVET BARS / SETS / TOOLS

RIVET BAR


TIG welded for strength. Nickel plated for corrosion resistance. Accepts any MICA Rivet Set Head. For socket shaping and riveting purposes. Length reflects steel impact surface.

Ref.: AC-T5145-24 Long Rivet Bar, 24" Length, 12 lbs
 Ref.: AC-T5145-18 Short Rivet Bar, 18" Length, 10 lbs



RIVET BAR

Riveting Bar with pins




Ref.: AC-T5145-27 Rivet Bar, 27" Length
 Ref.: AC-T5145-27P Pins for Rivet Bar. 3-Pin set

RIVET HEADS

Machined steel for durability.
 Nickel plated for corrosion resistance.
 3 Head Shapes: Flat, Dome and Concave.
 5 Finishing head in the set.
 For use in the MICA Rivet Bar

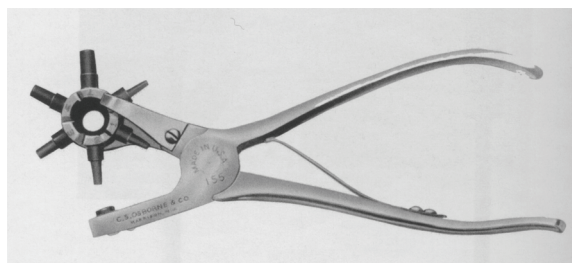
Ref.: AC-T5146



REVOLVING PUNCH

With 6 screw tubes. Polished forged steel frame.
 Cutting tubes are threaded for easy replacement.

Ref.: AC-T5147-6 Punch with 6 Screw Tubes
 Ref.: AC-T5147A Anvil Only
 Ref.: AC-T5147TS Screw tubes only,
 set of six: #0, 1, 2, 3, 5, 7



Replacement Parts:

Ref.: AC-T5147SP Spring Piece
 Ref.: AC-T5147HS Handle Spring

TUBES FOR REVOLVING PUNCH

Reference	Size	Reference	Size
AC-T5147T-116	1/16"	AC-T5147T-532	5/32"
AC-T5147T-564	5/64"	AC-T5147T-1164	11/64"
AC-T5147T-332	3/32"	AC-T5147T-316	3/16"
AC-T5147T-764	7/64"	AC-T5147T-1364	13/64"
AC-T5147T-18	1/8"	-	-

RIVET BARS / SETS / TOOLS

RIVET DRAWS

Drives burr or material down tightly before riveting. 3 sizes for #8, #10, #12 copper belt rivets

Ref.: AC-T5148-8 Size: #8, Large
 Ref.: AC-T5148-10 Size: #10, Medium
 Ref.: AC-T5148-12 Size: #12, Small



RIVET SET

Makes a smooth, well rounded rivet head



Ref.: PEL-908408D Large/8 Draw
 Ref.: PEL-908410D Medium/10 Draw
 Ref.: PEL-908412D Small/12 Draw

MASTER RIVET SET



Made from aircraft alloy steel, nickel plated, completely machined. High impact/heat treated, will not fracture.
 Includes hardwood box custom made to hold each item in the rivet set.

Ref.: AC-T5150-9 Deluxe Rivet Set
 Includes:

- 1 each 5/32" Rivet Head
- 1 each 7/32" Rivet Head
- 1 each 1/4" Rivet Head
- 1 each 5/16" Rivet Head
- 1 each Radius Die
- 1 each 3/8" Chisel
- 1 each # 12 Driver
- 1 each # 29 Driver
- 1 each 1/8" Pin Punch

Ref.: AC-T5150-6 Six Piece Rivet Set
 Includes:


- 1 each 5/32" Rivet Head
- 1 each 5/16" Rivet Head
- 1 each 7/32" Rivet Head
- 1 each 1/4" Rivet Head
- 1 each # 12 Driver
- 1 each # 29 Driver



RIVET BARS / SETS / TOOLS

HOOK AND EYELET SETTER

The setter has a smooth worm screw handle. Predrilled base for bench mounting. Various die sets available for snaps, eyelets, hooks, rivets and punches.



- Ref.: AC-T5002 Eyelet Machine Only
 Ref.: SUPN4-RSK Rivet Starter Kit
 Includes: SUPN4 Eyelet Machine, SUPR33 Speed rivet #33, SUPR34 Speed rivet #34, SUPR36 Speed rivet #36

Accessories:

Snaps:

- Ref.: SUP080 a. Snap 1/2" tools - 4 pieces
 Ref.: SUP095 b. Snap 5/8" tools - 4 pieces

Shoe eyelets:

- Ref.: SUP1054 c. Shoe eyelet #54 or AA
 Ref.: SUP1252 d. Shoe eyelet #52 or OO
 Ref.: SUP1351 e. Shoe eyelet #51 or JR Klondike
 Ref.: SUP1350 Shoe eyelet #50 or Klondike

Grommets:

- Ref.: SUPS00 f. Grommet or sheet #00
 Ref.: SUPS0 g. Grommet or sheet #0
 Ref.: SUPS1 h. Grommet or sheet #1
 Ref.: SUPS2 i. Grommet or sheet #2
 Ref.: SUPS3 j. Grommet or sheet #3

Boot hooks:

- Ref.: SUPGH9 k. Boot (skate) hook, small
 Ref.: SUPGH9 l. Boot (skate) hook, large

Speed rivets:

- Ref.: SUPR33 m. Speed rivet #33
 Ref.: SUPR34 n. Speed rivet #34
 Ref.: SUPR36 o. Speed rivet #36

Anvil f/punches: Ref.: SUPBASE Anvil f/Punches (1 required)

Leather punches:

- Ref.: SUPPC15 Leather punch, 1.5MM (1/16")
 Ref.: SUPPC20 Leather punch, 2MM (5/64")
 Ref.: SUPPC25 Leather punch, 2.5MM (3/32")
 Ref.: SUPPC30 Leather punch, 3MM (1/8")
 Ref.: SUPPC35 Leather punch, 3.5MM (9/64")
 Ref.: SUPPC40 Leather punch, 4MM (5/32")
 Ref.: SUPPC45 Leather punch, 4.5MM (11/64")
 Ref.: SUPPC50 Leather punch, 5MM (3/16")
 Ref.: SUPPC55 Leather punch, 5.5MM (7/32")
 Ref.: SUPPC60 Leather punch, 6MM (1/4")
 Ref.: SUPPC70 Leather punch, 7MM (9/32")
 Ref.: SUPPC80 Leather punch, 8MM (5/16")
 Ref.: SUPPC90 Leather punch, 9MM (11/32")
 Ref.: SUPPC100 Leather punch, 10MM (3/8")
 Ref.: SUPPC110 Leather punch, 11MM (7/16")
 Ref.: SUPPC120 Leather punch, 12MM (1/2")

Oblong Punch:

Ref.: SUPSU6600055 Oblong punch, 3/16" x 9/16"

